

Credit Application: How to Complete a Credit Application Online

Credit Application Instructions



PawPrint Partners Pty Ltd <norepl>

To Kgomotso Moatshe

Cc Main



Reply

Reply All

Forward



Fri 7/26/2024 10:26 AM

Click here to download pictures. To help protect your privacy, Outlook prevented automatic download of some pictures in this message.

Dear Applicant,

Thank you for considering PawPrint Partners Pty Ltd.

Herewith our link to complete our credit application form online.

[Apply here](#)



Click here to begin

Please follow the prompts to complete the form and upload your supporting documentation. Once all necessary paperwork attached, please submit the application. You will automatically receive an email back (with us in copy) advising that we are in receipt of your application.

Please feel free to contact us if you require any assistance in the processing of this request.

Best Regards

PawPrint Partners Pty Ltd


1995-123456-07

011-550-8900



Step 1

Step 2



Welcome to the online Credit Application portal for PawPrint Partners Pty Ltd.

Please complete all the fields in this application process. Email instructions will also be sent to the Primary Contact Person that you will need to follow. At the end of the process you will be requested to upload the following supporting documentation to complete the process.

Your application must be accompanied with the following supporting documents:

Bank Confirmation Letter (Not Older than 3 Months)
Certified Director ID (Back And Front Of ID Card)
Latest CIPC Certificate
Other
VAT Registration Certificate

Take note of the supporting documents that you need to upload with your application

Please contact us using the support/help function if you require any assistance during this process.

If you are not a registered South African company, please select "Non South African Company" from the Business Type list below.

Business Type *

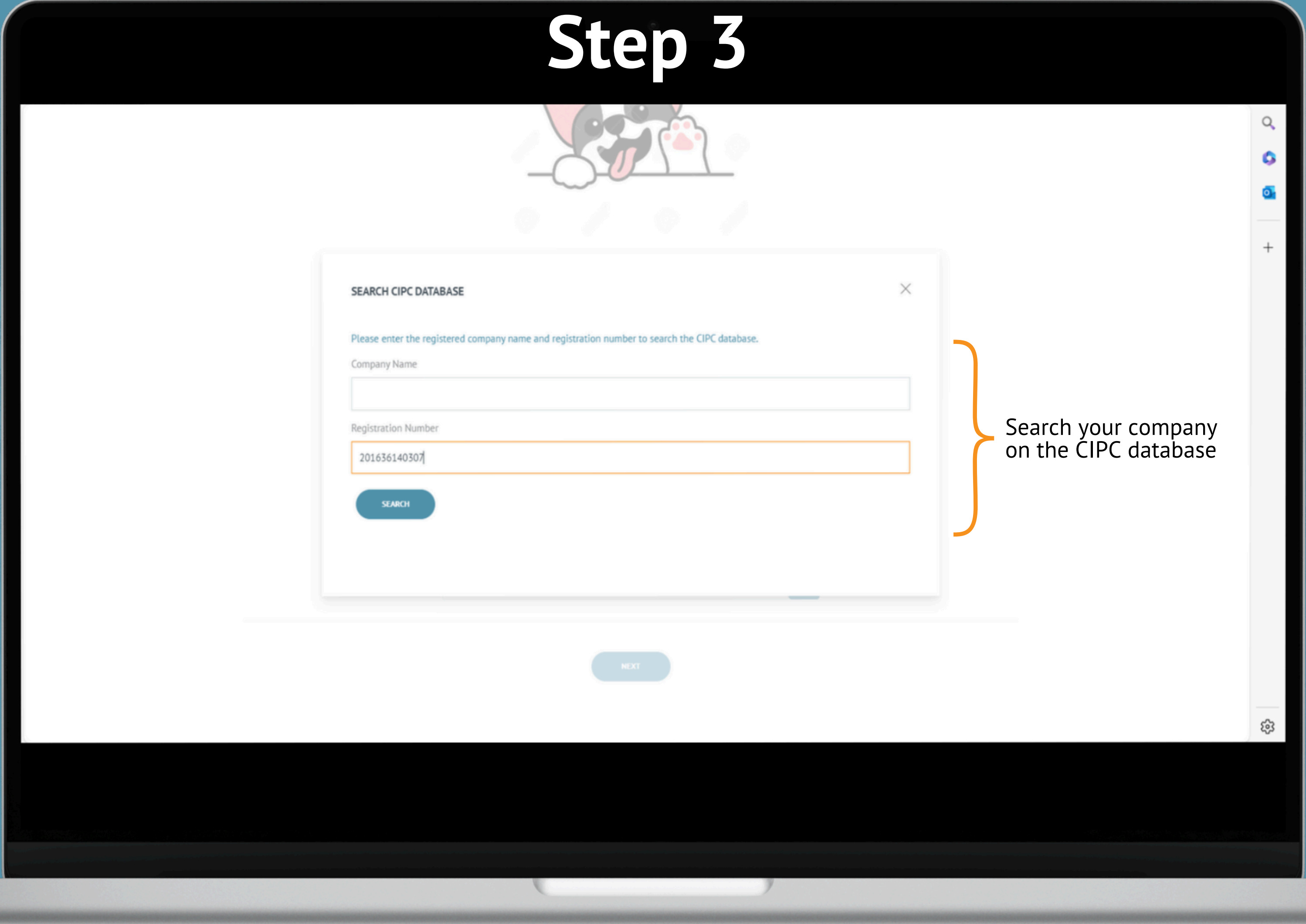
Nothing selected



Select your company type from the drop-down menu and proceed to search the CIPC database using your company name or registration number

NEXT

Step 3



SEARCH CIPC DATABASE

Please enter the registered company name and registration number to search the CIPC database.

Company Name

Registration Number

SEARCH

NEXT

Search your company on the CIPC database

Step 4

SEARCH CIPC DATABASE

Please enter the registered company name and registration number to search the CIPC database.

Company Name

Registration Number

201636140307

SEARCH

COMPANY NAME	REGISTRATION NUMBER	
QUANTAS PTY LTD	201636140307	SELECT

NEXT

Select your Company

Step 5



Company Details

Company Name *

QUANTAS PTY LTD

Trading Name (if it differs from Company Name)

Quanta 5 Systems

Registration Number *

201636140307

ⓘ No special characters - numbers or letters only

Vat Number

000000000

Fill in your company details

Trading Terms

Trading Terms *

30 Days

Limit Requested *

1500000

Select your required trading terms and enter the credit limit amount you require

Step 6

Contact Details

Company Phone Number *

0115508900 ✓

① No special characters - numbers only

Primary Contact Person Name *

John Smith

Primary Contact Email Address *

John@quanta5.co.za

Primary Contact Person Cellphone Number *

0765656400

① No special characters - numbers only

Billing Contact Person Name

John Smith

Billing Contact Phone Number

0115508900

① No special characters - numbers only

Billing Email Address

John@quanta5.co.za

Enter your company's contact details

Step 7

Address Details

Physical Address 1 *

Building 9, Constantia Office Park

Physical Address 2

Cnr 14th Avenue & Hendrik Potgieter Road

Physical Suburb

Gauteng, Johannesburg, Northcliff



Postal Address same as Physical?

Landlord Contact Details

If you do not own the premises, please provide the name & contact details of the landlord or leasing agent in this field. If you don't complete this section we will assume you own the premises you operate from.

Enter your company's address details

Step 8

Disclosures

DISCLOSURE IN TERMS OF SECTION 4 OF THE NATIONAL CREDIT ACT, 2005 ("THE ACT") AND THE CONSUMER PROTECTION ACT, 2008.

My Annual Turnover (at the date of this application):

☒ Exceeds R1 Million?

☐ Less than R1 Million?

My Asset Value (at the date of this application):

☒ Exceeds R1 Million?

☐ Less than R1 Million?

Tick the relevant answers
and click "next"



NEXT

CONTINUE LATER

Step 9



Bank Details

Account Holder Name *

Quanta 5 (Pty) Ltd

Bank *

ABSA

Bank Account Type *

Current / Cheque

Branch Code *

000052

Account Number *

00045123211

Branch Name *

Northcliff

Enter your company's
banking details

Step 10

Directors

+ Add Directors

Click here to add director details

Trade References

Please add at least **two** trade references below

+ Add Trade References

Click here to add your trade references. Take note of the number of trade references to be provided

Know Your Customer

Please list all shareholders with more than 25% shares *

List all shareholders with more than 25% shares in your company

PREVIOUS

CONTINUE LATER

COMPLETE

Step 11



Supporting Documents

Your application must be accompanied with the following supporting documents:

- Bank Confirmation Letter (Not Older than 3 Months)
- Certified Director ID (Back And Front Of ID Card)
- Latest CIPC Certificate
- Other
- VAT Registration Certificate

No Supporting Documents found

+ Add Document

Click here to add the required supporting documents

Step 12

Document Checklist

Please confirm that you have uploaded each required type of document above.

TYPE	COMPLETE?	DATE COMPLETED	
Latest CIPC Certificate	<input type="checkbox"/>		<input checked="" type="checkbox"/> <input type="checkbox"/>
Bank Confirmation Letter (Not Older than 3 Months)	<input type="checkbox"/>		<input checked="" type="checkbox"/> <input type="checkbox"/>
Certified Director ID (Back And Front Of ID Card)	<input type="checkbox"/>		<input checked="" type="checkbox"/> <input type="checkbox"/>
VAT Registration Certificate	<input type="checkbox"/>		<input checked="" type="checkbox"/> <input type="checkbox"/>
Signed Credit Application	<input type="checkbox"/>		<input checked="" type="checkbox"/> <input type="checkbox"/>

Click on the “tick” icons to confirm the supporting documents you have uploaded

Sign Credit Application

☐ Sign Electronically? ☐ Sign Manually?

Click here to choose your preferred method for signing the application

SUBMIT

Step 13

Sign Credit Application

☐ Sign Electronically? ☒ Sign Manually?

← Click here to sign the credit application document manually

Download Unsigned Credit Application

Please download your Credit Application, sign it and then upload it below.

Download Credit Application



← Click here to download the credit application for manual signature

Upload Signed Credit Application

No Signed Document found

+ Add Signed Credit Application

← Once printed and signed, Click here to upload the signed credit application document into the system for processing.

SUBMIT

← Click "Submit" to finish

Step 14

Select your preferred method of signing the application

☒

Sign Electronically?

☐

Sign Manually?

1. Download Unsigned Surety Document

Please download a Surety Document per Director/Surety, sign and then upload above.

Download Surety Document



Click here to download the surety form if required. Please note that surety cannot be signed electronically by law.



2. Signatory

Please enter the contact information for the authorised signatory that will sign the Credit Application.

Name & Surname *

John Smith

Email Address *

John@quanta5.co.za

Cell *

0821234567

Enter details of the authorized signatory and click "Submit" below



SUBMIT

Step 15



Your new Credit Application has been submitted for electronic signing

Thanks for submitting a new Credit Application.
You should receive an email from QuicklySign shortly with instructions on how to complete this process.

Want to automate your Credit Applications?

BOOK A DEMO OF QUANTA5

Please note the confirmation that the credit application has been successfully submitted for signature.



Powered by Cinque (Pty) Ltd
An Authorised Financial Services Provider (FSP 40138)

Version: 1.1.1

SUPPORT

Support

DISCLAIMERS

Email disclaimer

Privacy policy

Terms of use

Terms of service

Step 16

Your Credit Application from PawPrint Partners Pty Ltd



Electronic Credit Application via QuicklySign <PleaseSign@quicklysign.com>

To Kgomoiso Moatshe

Reply Reply All Forward

Fri 7/26/2024 11:08 AM

If there are problems with how this message is displayed, click here to view it in a web browser.



Dear Kgomoiso Moatshe,

Electronic Credit Application would like you to sign a document.

For your convenience they have chosen a paperless, e-Signing solution.
It's eco-friendly, easy to use and 100% legally binding.

Click the button below to review and sign a document online, on our secure platform.

View document

Warning: Do not forward this email to others or else they will be able to access your documents.

If you have questions for Electronic Credit Application, please contact them here: [Reply to support@quanta5.co.za](mailto:Reply%20to%20support@quanta5.co.za)

Kind regards,
The QuicklySign team

The authorized signatory will receive an email requesting them to sign the credit application

Click here to access the credit application document for signing

Step 17

QuicklySign [Support](#) [Login](#) [Register](#)

A one-time pin (OTP) has been sent to 076565****

Please enter one-time pin

OTP didn't arrive? [Request a new OTP](#)

Enter the OTP sent to your cell phone to access the form

[Terms and Privacy Policy](#) [Pricing](#) [Blog](#) [FAQ](#) [Contact](#) [Support](#)

Step 18

Please sign this document
Locate the fields assigned to you and click

Please sign **Credit Application**
Please read the document carefully and complete all sections.
Click "**Submit**" once you've finished reviewing and signing the document.
Once everyone has signed, we'll email you a copy of the document.

☒ I agree to fully comply with the [QuicklySign Terms and Conditions](#)

Next

APPLICATION FOR CREDIT FACILITIES & SURETYSHIP

COMPANY DETAILS

Registered Company	QUANTA5 PTY LTD		
Trading name	Quanta 5 Systems		
Company type	Private Company (Pty) Ltd		
Registration Number	201636140307	VAT Registration Number	000000000

Trading Terms

Credit Limit Applied For	1,500,000.00	Trading Terms	30 Days
--------------------------	--------------	---------------	---------

Contact Details

Company Phone Number	0115508900
----------------------	------------

By clicking "Submit" you agree to be legally bound by this document and [Terms and Privacy Policy](#) and [QuicklySign Terms and Conditions](#). Want to sign another time? [Sign later](#) Have a problem with the contract? [Decline](#)

Submit ✓

Please take note of the signing instructions

Click here to agree to sign electronically and click "Next" to begin


Step 19

Please sign this document

QuicklySign

Locate the fields assigned to you and click "Submit" when complete.

Page 1 of 5



PawPrint Partners Pty Ltd

1995-123456-07

011-550-8900

APPLICATION FOR CREDIT FACILITIES & SURETYSHIP

COMPANY DETAILS

Registered Company	QUANTA5 PTY LTD		
Trading name	Quanta 5 Systems		
Company type	Private Company (Pty) Ltd		
Registration Number	201636140307	VAT Registration Number	000000000

Trading Terms

Credit Limit Applied For	1,500,000.00	Trading Terms	30 Days
--------------------------	--------------	---------------	---------

Contact Details

Company Phone Number	0115508900		
Primary Contact Person	John Smith		
Telephone Number	0765656400	Email	John@quanta5.co.za
Billing Contact Person	John Smith		
Telephone Number	0115508900	Email	John@quanta5.co.za

Postal Address	Building 9, Constantia Office Park Cnr 14th Avenue & Hendrik Potgieter Road Northcliff 2195		
Physical Address	Building 9, Constantia Office Park Cnr 14th Avenue & Hendrik Potgieter Road Northcliff 2195		
Landlord Contact Details	Premises owned		

DISCLOSURE IN TERMS OF SECTION 4 OF THE NATIONAL CREDIT ACT, 2005 ("THE ACT") AND THE CONSUMER PROTECTION ACT, 2008.

By clicking "Submit" you agree to be legally bound by this document and [Terms and Privacy Policy](#) and [QuicklySign Terms and Conditions](#). Want to sign another time? [Sign later](#) Have a problem with the contract? [Decline](#)

Submit ✓



View the completed credit application document

Step 20

Please sign this document

QuicklySign

Locate the fields assigned to you and click "Submit" when complete.

Trading Name	Contact Person	Contact Details	Average Spend
Trade 1	Paul	0115508900 Paul@test1.co.zza	1000000.00
Cinque Trading	Kgomotso Moatshe	0765656400 moatshekg@gmail.com	500000.00

Know Your Customer

Please list all shareholders with more than 25% shares

John Smith - 100%

OTHER QUESTIONS

SIGNATURE PROVISIONS

I/We the undersigned, warrant that the information given above is true and correct and that I/we have the authority to represent the Applicant. I/We have read and understood the PawPrint Partners Pty Ltd Trading Terms and Conditions, which terms and conditions will govern all transactions between the Applicant and PawPrint Partners Pty Ltd ("the Company").

In the event that a notification is received purporting to communicate that the Company has changed its banking details (even if it purports to emanate from the Company), the Applicant will be responsible for validating the correctness of the communication directly with the Company. Any payments made into a banking account other than the Company bank account, will be at the sole risk of the Applicant and will not be credited to the account of the Applicant.

Signed at

click to edit

On this date

click to edit

Signature

Click to Sign...

Name and Surname

click to edit

Designation

click to edit

Contact Number

click to edit

Initial here

click to edit

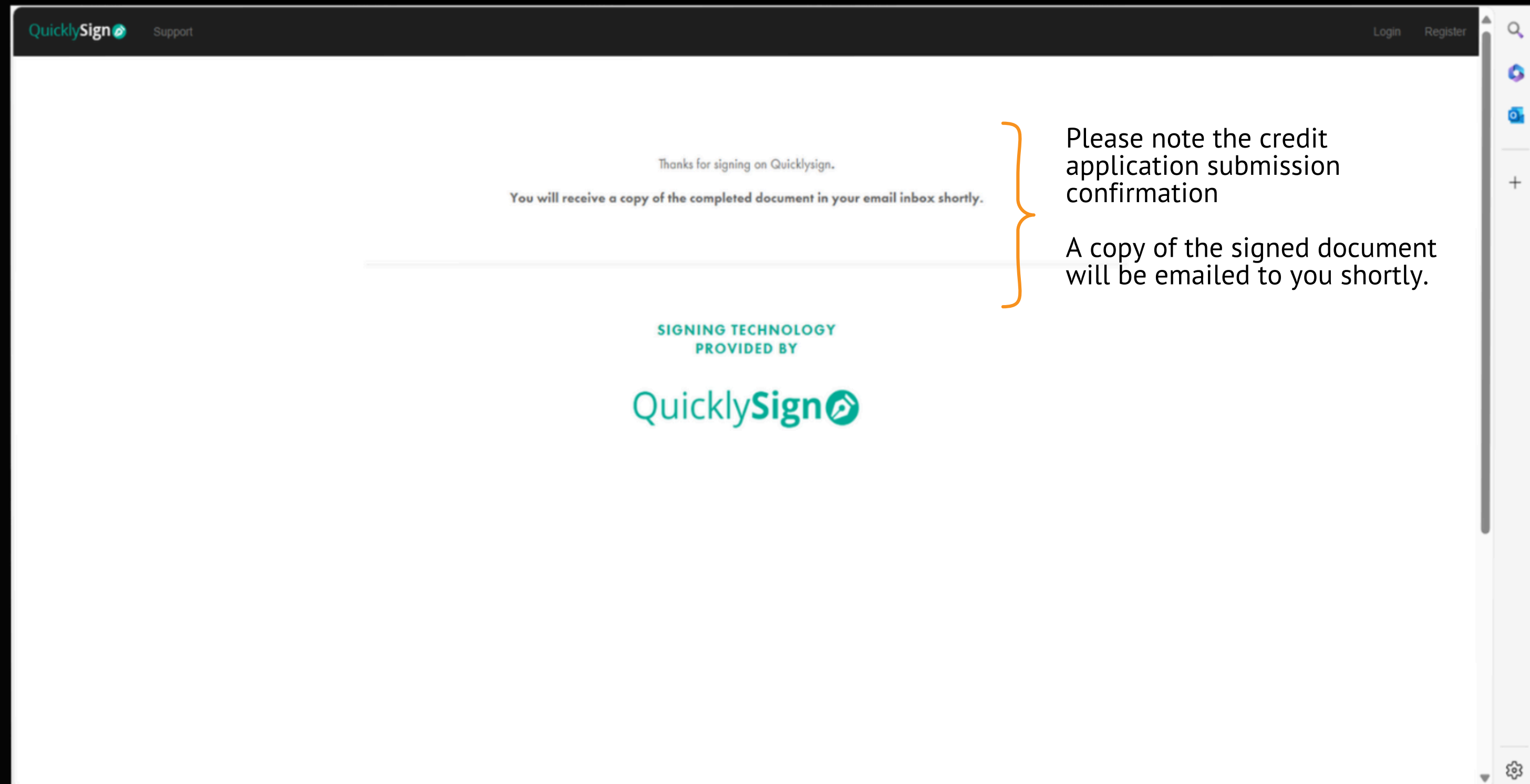
By clicking "Submit" you agree to be legally bound by this document and [Terms and Privacy Policy](#) and [QuicklySign Terms and Conditions](#). Want to sign another time? [Sign later](#) Have a problem with the contract? [Decline](#)

Submit

Note the signature provisions and enter your details as the signatory

Your signature will automatically attach to each page. Click "submit" to complete signing.

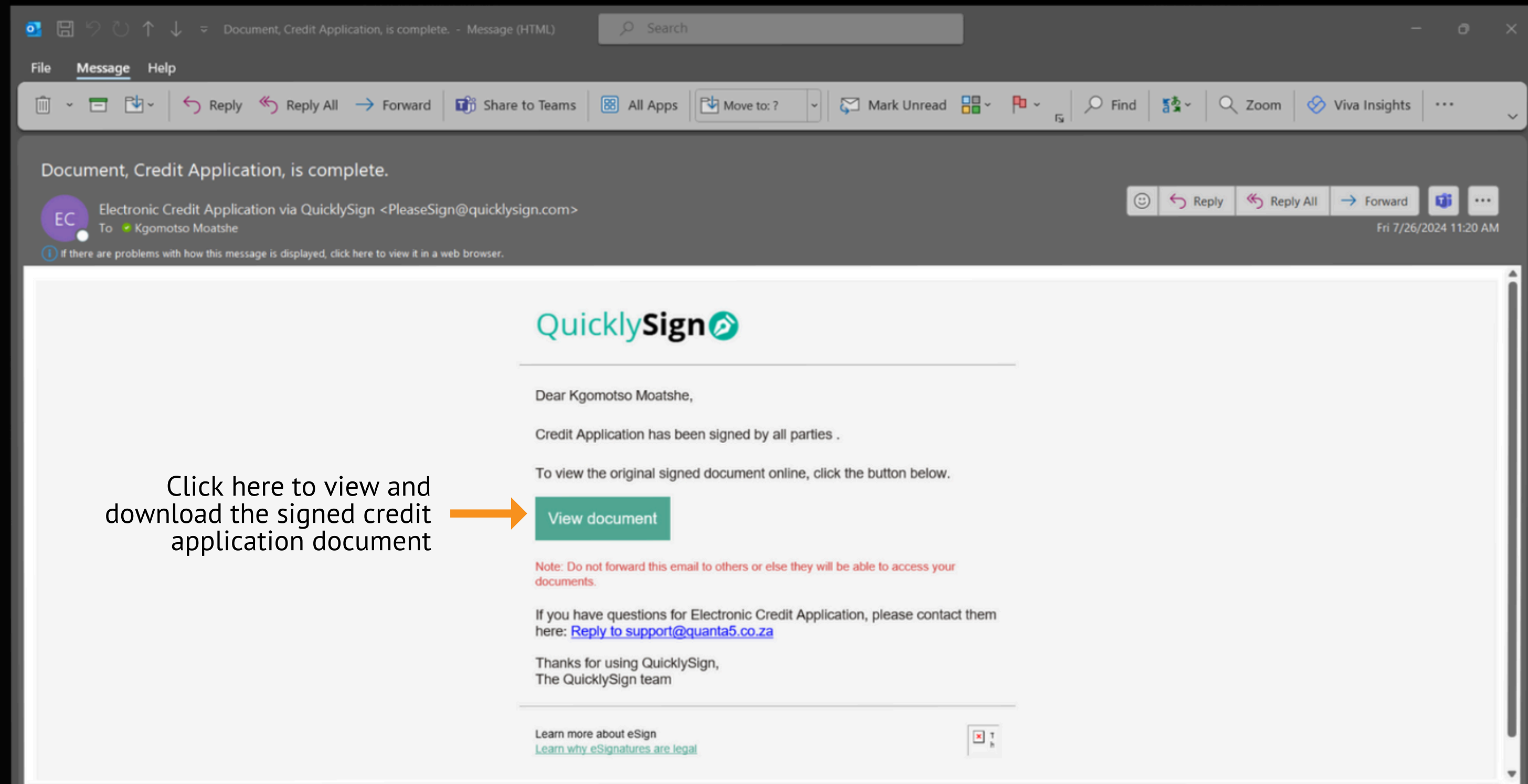
Step 21



Please note the credit application submission confirmation

A copy of the signed document will be emailed to you shortly.

Step 22



Click here to view and
download the signed credit
application document

Thank you.

